

Technical sheet

MLT 961-145 V+ L

Telehandlers



Capacities	Metric	Imperial
Max. capacity	6000 kg	13228 lbs
Max. lifting height	9 m	29 ft 7 in
Max. outreach	5.30 m	17 ft 5 in
Reach at max. height	1.10 m	3 ft 7 in
Weight and dimensions		
Unladen weight (with forks)	11800 kg	26015 lbs
m4 - Ground clearance	0.45 m	2 in
l2 - Overall length to carriage (with hitch)	6.10 m	20 ft
y - Wheelbase	3 m	9 ft 1 in
b4 - Overall width of cab	0.99 m	3 ft 2 in
b1 - Overall width	2.48 m	8 ft
h17 - Overall height	2.53 m	8 ft 4 in
Wa1 - External turning radius (over tyres)	4.30 m	14 ft 1 in
Standard tyres	500/70 R24 164A8 A580 - Alliance	500/70 R24 164A8 A580 - Alliance
Performances		
Lifting	8.50 s	8.50 s
Lowering	6.50 s	6.50 s
Extension	7 s	7 s
Retraction	6 s	6 s
Crowd	3.80 s	3.80 s
Dump	3.60 s	3.60 s
Engine		
Brand	John Deere	John Deere
Environmental norm	Stage IV / Tier 4 Final	Stage IV / Tier 4 Final
Model	PWL 4045	PWL 4045
Number of cylinders - Cubic capacity	4 - 4500 cm ³	4 - 275 in ³
Power	141 hp / 104 kW	141 hp / 104 kW
Max. torque	540 Nm at 1600 rpm	399 ft.lbs at 1600 rpm
Laden drawbar pull	9300 daN	-
Reversible fan	Standard	Standard
Cooling system	4 radiators (water + intercooler + hydraulic oil + transmission oil)	4 radiators (water + intercooler + hydraulic oil + transmission oil)
Transmission		
Type	CVT	CVT
Max. travel speed (may vary according to applicable regulations)	40 km/h	25 mph
Parking brake	Automatic negative parking brake	Automatic negative parking brake
Service brake	Hydraulic oil immersed multi-disc braking on front & rear axles	Hydraulic oil immersed multi-disc braking on front & rear axles
Hydraulics		
Hydraulic pump type	Load sensing pump	Load sensing pump
Hydraulic flow - Pressure	200 l/min - 270 bar	52.83 gpm - 3916 psi
Flow sharing distributor	Standard	Standard
Tank capacities		
Hydraulic oil	153 l	40 US gal.
Fuel	135 l	35 US gal.
Diesel Exhaust Fluid (AdBlue® type)	12 l	3 US gal.
Noise & vibration		
Noise at driving position (LpA) tested following NF EN 12053 norm	72 dB(A)	72 dB(A)
Environmental noise LwA	105 dB(A)	105 dB(A)
Vibration to whole hand / arm	<2.5 m/s ²	<8.2 ft/s ²
Miscellaneous		
Safety controls	Tractor homologation EN 15000 Norm Cab ROPS - FOPS Level 2 JSM	Tractor homologation EN 15000 Norm Cab ROPS - FOPS Level 2 JSM

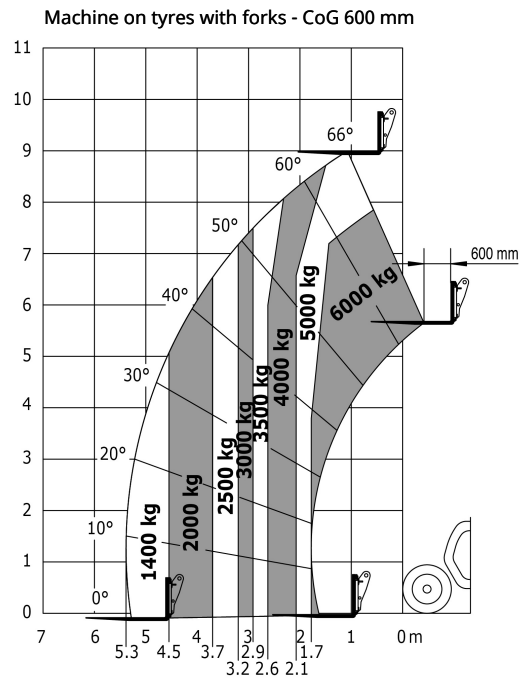
Tyre options

Optional tires	Overall machine height	Overall machine width
Michelin - 500/70 R24 164A8 XMCL	2.51 m	2.48 m
Solideal - 14.00 R24 Solidair TLH	2.52 m	2.40 m
Alliance 600/55 R26.5 177D A380	2.56 m	2.47 m
Michelin - 500/70 R24 164A8 Bibload	2.51 m	2.48 m
Trelleborg - 500/70 R24 164A8 TH400	2.51 m	2.46 m
Alliance - 17.5 R25 EM L-3/E3	2.55 m	2.50 m
Mitas - 17.5 R25 EM 60	2.55 m	2.46 m
Nokian - 500/70 R24 Tri Steel	2.52 m	2.47 m
Michelin - 17.5 R25 XHA	2.54 m	2.48 m
Alliance 500/70 R24 Standard	2.53 m	2.47 m

Options / Finishing

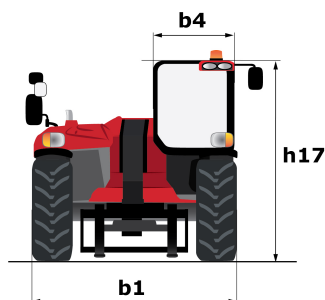

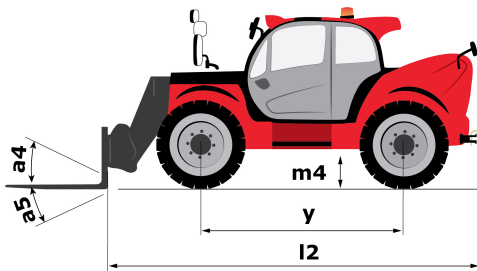
S : Standard / O : Optional / - : Not available


	Classic	Premium	Elite
General			
Boom suspension "CRC"	O	O	S
Hand throttle	S	S	S
Automatic wheel alignment	O	O	S
Auto reversing fan	S	S	S
Manual rotating towing hitch	S	S	S
Automatic rotating towing hitch on counterweight	O	O	O
Hydraulic pick-up hitch - low position	O	O	O
Ladder hitch with choice of hooks	O	O	O
Ecostop	O	O	O
Comfort			
Tuner car radio (50 W)	S	-	-
Bluetooth car radio	O	O	S
Manual air conditioning	O	S	S
Mechanical cloth-covered seat	S	-	-
Air suspension cloth-covered seat	O	S	-
Low frequency air suspension cloth seat with heating	O	O	O
Bluetooth car radio with integrated microphone (100 W)	O	S	-
Manual air conditioning	O	S	S
Low frequency air suspension cloth-covered seat (GRAMMER)	O	O	S
Joystick Switch and Move (JSM) on floating & adjustable armrest	S	S	S
Hydraulic			
Easy Connect System (ECS)	S	S	S
Continuous flow hydraulics	O	O	S
Hydraulic trailer brake	O	O	O
Attachment hydraulic locking	O	O	O
Electrovalve for 2 hydraulic functions (on boom head)	O	O	O
Return pipe to hydraulic oil tank	O	O	O
1 pair of pre-fitted Double Action rear hydraulic couplers	O	O	O
Intelligent Hydraulics	O	O	S
Regenerative Hydraulics	O	S	S
Electricity / Safety			
Audio warning on reverse movements	S	S	S
Front and rear LED work lights on cab (x4 : 2 front + 2 rear)	-	S	S
Electric mirror with de-icing	O	O	S
LED + (4 extra work lights)	O	O	S
Work lights on boom head	O	O	O
Windshield protection grid	O	O	O
Lateral and rear cameras ("Vision" display required)	O	O	O
Electric predisposition on boom	O	O	O
Front and rear work lights on cab (x4: 2 front + 2 rear)	S	-	-



Ringlosteria laachera (E (EN1595) B)

Dimensional drawing





Siège Social
430 rue de l'Aubinière - 44150 Ancenis Cedex - France
Tel: +33(0)2 40 09 10 11 - Fax: +33 (0)2 40 09 10 97
www.manitou.com



This brochure describes versions and configuration options for Manitou products which may be fitted with different equipment. The equipment described in this brochure may be standard, optional or not available depending on version. Manitou reserves the right to change the specifications shown and described at any time and without prior warning. The manufacturer is not liable for the specifications given. For more information, contact your Manitou dealer. Non-contractual document. Product descriptions may differ from actual products. List of specifications is not comprehensive. The logos and visual identity of the company are the property of Manitou and may not be used without authorisation. All rights reserved. The photos and diagrams contained in this brochure are provided for information only.

MANITOU BF SA - Limited company with board of directors - Share capital: 39,547,824 euros - 857 802 508 RCS Nantes